



470 Portland Way North
Galion, OH 44833
419-468-3432
Fax 419-468-4333

Monthly Financial Report

November 30, 2017

James M. Grubbs, Jr., Superintendent-**Charlene Parkinson**, Treasurer
Paul Wheeler, Director of Curriculum, Instruction & Federal Programs
Cindy Parrott, Director Special Education

GALION CITY SCHOOL DISTRICT
Office of Treasurer

Monthly Financial Reports – November 30, 2017

Table of Contents

TREASURER REPORTS

Cash Reconciliation	1
Actual Balances by Fund	2
Permanent Improvement Fund	3
November, 2017 Check Register – All Funds	4

MONTHLY GENERAL FUND REPORT

Cash Flow Activity through November	1-7
-------------------------------------	-----

**Presented at the
Board of Education Meeting
December 19, 2017**

Galion City School District

Cash Reconciliation Report

November 2017

Bank Balances per Statements

United Bank - Checking	\$ 319,180.05
United Bank - Sweep	1,746,517.65
United Bank - Payroll	-
United Bank - Online School Fees	65,189.11
United Bank - Money Market	5,539,147.37
United Bank - High School Athletics	500.00
United Bank - Middle School Athletics	500.00
Petty Cash - Building Level	-
US Bank CD - Smith Scholarship	200,000.00
	<hr/>
	\$ 7,871,034.18

Checks Outstanding	(49,955.72)
Adjustments / Items in Transit	(19,352.80)
	<hr/>
Cash Balance as Adjusted/Reconciled	\$ 7,801,725.66

Total Fund Balance as Shown on Page 2	<hr/>
	\$ 7,801,725.66
	<hr/>

Difference	\$ -
------------	------

Galion City School District

Actual Balances by Fund

prepared by cparkinson 12/04/17

Description	#	Current Month	Prior Month	Fiscal Year End	Fiscal Year End	Fiscal Year End	Fiscal Year End
		Actual	Actual	Actual	Actual	Actual	Actual
		November 2017	October 2017	June 2017	June 2016	June 2015	June 2014
General	001	4,952,295	\$ 5,444,700	\$ 4,624,128	\$ 3,689,830	\$ 2,647,100	\$ 1,871,110
Bond Retirement	002	769,120	1,730,107	1,136,777	1,094,021	947,023	866,739
Permanent Improvement	003	1,115,335	1,152,550	1,060,356	1,428,114	1,055,411	241,099
Building	004	-	-	-	7,037	7,037	7,037
Food Service	006	257,000	232,799	292,827	342,727	374,976	453,928
Faculty	007	9,350	9,410	9,723	6,478	6,125	5,638
Special Purpose - Scholarships - PTO	007	26,347	26,322	7,788	10,042	12,666	19,858
Scholarships	008	239,147	238,872	239,934	237,453	234,332	246,100
Principals	018	39,700	42,879	39,357	30,358	31,918	29,487
Campus Wear	018	1,030	1,095	2,306	4,440	6,371	(2,541)
Community Grants	019	2,281	2,281	2,366	1,419	8,862	15,903
Unclaimed	022	2,532	2,532	2,532	2,363	1,650	1,650
Athletic Tournament	022	968	968	-	-	-	5,852
OSFC Maintenance	034	211,546	211,266	176,219	208,663	306,307	440,951
Severance	035	82,525	82,525	168,398	247,206	58,169	17,687
School Activities (Drama/Clubs/FCCLA/NHS)	200	76,445	84,174	67,385	66,474	74,203	78,890
Athletics Middle School	300	7,294	9,787	5,473	6,338	739	6,989
Athletics High School	300	30,192	53,008	31,244	14,412	4,301	5,815
Marching Band	300	4,503	4,149	4,071	2,376	2,656	1,021
Auxiliary - St. Joes	401	6,107	(2,332)	808	4,469	13,939	9,681
Old State/Federal Grants (451,499,504,506,533,536)	***	(554)	(64)			1,126	9,288
Early Childhood Education Grant	439	-	(247)	(247)			
IDEA (Including PreSchool IDEA - 587)	516	(4,276)	(73,541)	(21,366)	(2,104)	(30,401)	17,287
Title I	572	(25,760)	(87,619)	(47,581)	(149,600)	(42,509)	15,802
Title II A	590	(1,085)	(4,109)	(31,721)	(165)	(11,653)	(6,017)
Title II D	599	(316)	(41,397)	(7,556)	(11,314)	(5,761)	7,985
Total All Funds		\$ 7,801,726	\$ 9,120,115	\$ 7,763,221	\$ 7,241,037	\$ 5,704,587	\$ 4,367,239
Total Reconciled Cash Balance		\$ 7,801,726	\$ 9,120,115	\$ 7,763,221	\$ 7,241,037	\$ 5,704,587	\$ 4,367,239

Comments:

Federal Funds Reimbursements rec'd 11/28/17

\$ 212,633

General Fund Balance at FY 2017

\$ 4,489,752 \$ 4,613,894

Student Bad Debt - Food Service

1,612 \$ 1,812

1,183 \$

297

Not Available

Not Available

Student Bad Debt - School Fees

\$ 85,695 \$ 89,920

\$ 29,445 \$

41,570

\$ 39,381

\$ 19,489

True Days Cash - General Fund Only	90	100	87	74	55	42
------------------------------------	----	-----	----	----	----	----

Galion City School District
 Permanent Improvement Fund
 prepared by cparkinson 12/05/17

	Proposed Budget 2018	Actual Fiscal YTD 2018	Actual Fiscal 2017	Actual Fiscal 2016
INSTRUCTION				
TECHNOLOGY				
Network Closet Upgrade			251,057	\$ 505
Student Device Replacement	-			
Staff Device Replacement	-			
Smart Boards / Projectors/Charging Carts		6,990	266	
TRANSPORTATION				
Pro-Vision Cameras	-			8,327
Suburban	-			19,178
Yellow Bus Replacement				
MAINTENANCE				
Pick Up Truck				47,668
HVAC System Upgrade - Campuswide	200,000			
Central Office Interior Doors	-		4,023	
Utility Vehicle for Snow Brush			33,758	
Waterproof Campus Exterior Walls	-		24,500	
Annual Blacktop Repairs	35,000	48,163	35,850	23,890
LAND ACQUISITION				
17.677 Acres includes soil tests		400	184,103	
Soccer Field Prep		500	4,000	
BUILDINGS/FIXTURES				
New Bus Garage (estimated annual payment)	150,000			
HS Library & Cafeteria Makeover		32,218		
Parking Lot Relamp to LED	40,000	43,576		
ATHLETICS /STUDENT ACTIVITIES				
Contributions to Freese (Final Press Box)	-		28,183	45,000
Architect Fee	15,000	1,240	6,927	17,568
Score Boards/Ice Maker	-		4,250	
Stadium Improvements / Roofing		13,000	45,019	
Gym Floors	25,000	17,755		
Totals	\$ 465,000	\$ 163,842	\$ 621,936	\$ 162,136

Opening PI Balance 7/1/2017	\$ 1,060,357	\$ 1,060,357	\$ 1,428,114	\$ 1,055,411
Plus CY Transfers/Tax Abatements/Casino	250,000	218,821	254,179	534,839
Less Current Year Expenditures	(465,000)	(163,842)	(621,936)	(162,136)
Estimated/Act Ending PI Balance FY18	\$ 845,357	\$ 1,115,336	\$ 1,060,357	\$ 1,428,114

Galion City School District
Check Register - All Funds
November 2017

Check	Amount	Name
902994	\$ 1,049,293.54	HUNTINGTON BANK
902968	\$ 436,358.69	GALION CITY SCHOOLS
902981	\$ 373,194.35	GALION CITY SCHOOLS
902990	\$ 228,863.36	HUNTINGTON NATIONAL BANK
902991	\$ 94,610.00	STATE TEACHER RETIREMENT
70759	\$ 64,858.73	RENHILL GROUP, INC.
70753	\$ 46,986.99	CITY OF GALION
902995	\$ 34,124.15	GALION CITY SCHOOLS
902992	\$ 28,080.00	SCHOOL EMPLOYEES RETIREMENT
902973	\$ 26,828.67	GORDON FOOD SERVICE
70722	\$ 24,215.20	W.H. OSWALT CO., INC.
70797	\$ 22,180.00	CATAPULT LEARNING WEST, LLC
70778	\$ 17,940.00	RIVER EDUCATION SERVICES, INC
902977	\$ 17,842.80	MID-OHIO EDUCATIONAL SERVICE
902988	\$ 17,842.80	MID-OHIO EDUCATIONAL SERVICE
70708	\$ 17,000.00	MEADE CONSTRUCTION INC
70770	\$ 15,000.00	MAIN STREET TOURS, INC.
70808	\$ 13,000.00	MANSFIELD STRUCTURAL &
902993	\$ 10,864.96	AMERICAN EXPRESS
70757	\$ 10,702.25	MAXIM HEALTHCARE SERVICES, INC
70813	\$ 10,428.00	RENHILL GROUP, INC.
70727	\$ 10,257.50	DAVE YOST
70707	\$ 10,239.75	MAXIM HEALTHCARE SERVICES, INC
70709	\$ 9,695.25	MID-OHIO EDUCATIONAL SERVICE
70858	\$ 9,499.00	CANNON IV, INC
902974	\$ 9,000.00	ARBITER PAY ARBITER SPORTS
70765	\$ 7,880.50	GALION CITY HEALTH DEPT.
70801	\$ 7,783.71	GARDINER SERVICE COMPANY
70730	\$ 7,545.17	DT PETROLEUM SERVICE
70750	\$ 6,503.64	SMITHFOODS INC
902969	\$ 6,371.57	STATE TEACHER RETIREMENT
902982	\$ 6,371.57	STATE TEACHER RETIREMENT
902972	\$ 6,284.82	GALION CITY SCHOOLS
70737	\$ 5,700.00	MID-OHIO EDUCATIONAL SERVICE
70777	\$ 5,606.25	RC THERAPY SERVICES, INC
902986	\$ 5,541.00	GALION CITY SCHOOLS
902985	\$ 5,365.28	GALION CITY SCHOOLS
70749	\$ 4,302.50	SENECA COUNTY AGENCY TRANSPORT
70715	\$ 4,158.00	PROCARE THERAPY, INC
70782	\$ 4,000.00	STEP BY STEP ACADEMY
70831	\$ 3,752.00	PROCARE THERAPY, INC
70800	\$ 3,661.82	G & L SUPPLY
70718	\$ 3,544.43	SCHOLASTIC INC.
70689	\$ 3,471.67	BLICK ART MATERIALS
70806	\$ 3,180.10	LIBERTY MILL INC.
902979	\$ 3,067.80	SCHOOL EMPLOYEES RETIREMENT
70739	\$ 3,036.21	PERRY PRO TECH
902976	\$ 2,913.39	SCHOOL EMPLOYEES RETIREMENT
70748	\$ 2,634.07	RIGHTWAY FOOD SERVICE
70764	\$ 2,625.00	FRONT & CENTER TURF LLC
70772	\$ 2,625.00	NCOCC
70698	\$ 2,600.00	INFINISOURCE
70815	\$ 2,483.46	SUNBELT RENTALS
902978	\$ 2,480.00	ARBITER PAY ARBITER SPORTS
70816	\$ 2,425.00	TIERNEY BROTHERS, INC.
70724	\$ 2,362.50	BURLESON LAW OFFICES LLC
70876	\$ 2,340.73	MID AMERICAN SPORTS ADVANTAGE
70742	\$ 2,000.00	ROCK SOLID MEDIA LLC
70747	\$ 1,968.26	NICKLES BAKERY
70821	\$ 1,928.40	CREWNECK TECH
70735	\$ 1,745.86	KELLER AUTO PARTS, INC.

Galion City School District
Check Register - All Funds
November 2017

Check	Amount	Name
70691	\$ 1,554.50	BSN SPORTS
70804	\$ 1,475.00	HAMILTON COUNTY EDUCATIONAL
70867	\$ 1,459.00	GUARDIAN GRAPHICS
902980	\$ 1,232.00	STATE TEACHER RETIREMENT
70721	\$ 1,172.69	TAC
70886	\$ 1,160.00	SPORT SAFE TESTING SERVICE INC
70720	\$ 1,131.00	SPORT SAFE TESTING SERVICE INC
70775	\$ 1,108.22	PIPER'S COLLISION CENTER, INC.
70776	\$ 1,097.15	PRO-VISION, INC.
902975	\$ 1,075.20	STATE TEACHER RETIREMENT
70848	\$ 1,069.16	RUMPKE CONSOLIDATED CO.
70733	\$ 1,050.46	GARDINER SERVICE COMPANY
70743	\$ 1,050.00	HELBERT, STEVEN
70893	\$ 1,044.25	Consumers Life Insurance Co.
902970	\$ 1,040.80	SCHOOL EMPLOYEES RETIREMENT
902983	\$ 1,040.80	SCHOOL EMPLOYEES RETIREMENT
70890	\$ 1,000.00	TRANSFINDER CORPORATION
70746	\$ 980.00	CR & J SALES, INC
70725	\$ 975.72	CARDINAL BUS SALES & SERVICE
70818	\$ 970.47	COLUMBIA GAS OF OHIO, INC
70819	\$ 966.20	COLUMBUS CLAY COMPANY
70714	\$ 926.85	PIONEER CAREER & TECH. CENTER
70719	\$ 903.80	SMETZ'S TIRE CENTER INC
70773	\$ 853.50	PEARSON
70830	\$ 836.50	PIONEER CAREER & TECH. CENTER
70857	\$ 792.80	BSN SPORTS
70751	\$ 773.00	BSN SPORTS
70847	\$ 764.87	REALLY GOOD STUFF
70700	\$ 700.00	MAGUIRE, JAMIE
70837	\$ 670.70	FOLLETT HIGHER EDUCATION
70781	\$ 658.94	CLASSROOM DIRECT COMPANY
70859	\$ 634.95	CERTIFIED SCALE INC.
70822	\$ 589.62	ALLERDING, JENNIFER
70702	\$ 567.10	BAUGHN, KYLE
70807	\$ 544.33	LOW TEMP REFRIGERATION
70817	\$ 542.41	CENGAGE LEARNING
902987	\$ 527.27	BALBOA CAPITAL CORPORATION
70695	\$ 522.50	ENZO'S CLEANING SOLUTIONS, LLC
70810	\$ 520.00	MID-OHIO EDUCATIONAL SERVICE
70786	\$ 490.00	HSTW -- OHIO NETWORK
902971	\$ 485.43	VOYA FINANCIAL
902984	\$ 485.41	VOYA FINANCIAL
70852	\$ 475.00	TIDY TIM'S PORTABLE TOILETS
70825	\$ 444.15	MH EQUIPMENT
70842	\$ 444.15	MH LOGISTICS CORP
70812	\$ 444.11	OHIO.NET
70736	\$ 436.34	KIMMEL CORPORATION
70798	\$ 435.26	COMP-U-CHEM, INC.
70738	\$ 432.49	OHIO.NET
70762	\$ 429.89	CITY OF GALION
70861	\$ 425.00	DAKTRONICS, INC.
70741	\$ 395.00	RICHLAND/F&H SEALCOATING
70774	\$ 381.76	RINEHART, NEAL
70869	\$ 372.00	HOUGHTON MIFFLIN HARCOURT
70745	\$ 360.00	APPLE HILL ORCHARDS
70879	\$ 350.00	THE OHIO STATE UNIVERSITY
70885	\$ 338.60	SIESEL DISTRIBUTING
70803	\$ 338.40	GRAYBAR ELECTRIC CO., INC.
70851	\$ 325.55	FLEETCOR TECHNOLOGIES, INC.
70734	\$ 321.45	HERITAGE FOOD SERVICE
70784	\$ 319.53	TAC

Galion City School District
Check Register - All Funds
November 2017

Check	Amount	Name
70692	\$ 317.88	C & T DESIGN AND EQUIPMENT CO.
70824	\$ 307.35	PERFORMANCE HEALTH SUPPLY, INC
70761	\$ 301.21	WILLIAMS, RON
70685	\$ 293.72	GRUBBS, JAMES
70874	\$ 290.80	MACGILL
70771	\$ 286.50	MVD SPORTS & SPECIALITIES
70712	\$ 280.00	NCOCC
70792	\$ 280.00	OHIO ASSOCIATION FOR GIFTED
70828	\$ 280.00	OHIO ASSOCIATION FOR GIFTED
70880	\$ 273.75	OTHER WORLD COMPUTING INC
70779	\$ 270.00	OAESA
70697	\$ 268.04	HARCOURT OUTLINES, INC.
70845	\$ 263.84	PIONEER PRODUCTS INC.
70814	\$ 259.96	SIESEL DISTRIBUTING
70726	\$ 252.51	CINTAS
70740	\$ 250.97	POLAND TRUE VALUE
70793	\$ 247.25	TREASURER, STATE OF OHIO
70839	\$ 230.00	OHIO SCHOOL IMPROVEMENT
70835	\$ 224.00	EDUCATIONAL RESOURCE SERVICES,
70796	\$ 220.50	GEORGE, CARLY
70864	\$ 218.13	FRIENDS
70823	\$ 217.23	PFLEIDERER, KIMBERLY
70703	\$ 214.54	GIBSON, LAURA
70829	\$ 213.90	WHEELER, PAUL
70694	\$ 200.00	PSAT/NMSQT
70717	\$ 200.00	RENTZ THERAPY LLC
70833	\$ 198.59	CAMPBELL, ANGIE
70889	\$ 193.04	TIME WARNER CABLE
70873	\$ 182.72	KBZ ELECTRIC INC
70826	\$ 165.00	MID-OHIO EDUCATIONAL SERVICE
70865	\$ 163.87	FRONTIER
70883	\$ 162.00	SCHMIDT SECURITY PRO
70870	\$ 159.43	FENNER, JILL
70711	\$ 156.20	NATIONWIDE CHILDREN'S HOSPITAL
70805	\$ 152.43	MORABITO, JOSEPH
70875	\$ 152.26	MOORE, MICHAEL
70791	\$ 150.00	OAT & CCC TRACK & FIELD
70794	\$ 150.00	OAT & CCC TRACK & FIELD
70820	\$ 144.00	CRAWFORD COUNTY SHERIFF'S
70780	\$ 143.70	SCHOOL HEALTH CORPORATIO
70768	\$ 138.00	K12 SCHOOL CONSULTANTS, LLC
70854	\$ 137.14	WATKINS, AMANDA
70882	\$ 136.28	WILLIAMS, RON
70713	\$ 135.36	LAMBRIGHT, NICOLE
70809	\$ 130.54	MELISA STONE-WATERS
70755	\$ 128.08	GEARHEART, KRIS
70769	\$ 126.79	PFLEIDERER, KIMBERLY
70696	\$ 125.00	ESC OF CENTRAL OHIO
70731	\$ 125.00	ESC OF CENTRAL OHIO
70763	\$ 125.00	ESC OF CENTRAL OHIO
70728	\$ 124.00	DEBRA B ROMAS, M.A.
70856	\$ 122.00	BENDER COMMUNICATIONS, INC.
70892	\$ 120.00	VICTORY LANES
70756	\$ 119.08	FISHER, LISA
70863	\$ 118.24	FASTENAL COMPANY
70844	\$ 108.00	OHIO HEALTH CONSORTIUM, INC.
70767	\$ 105.00	HYLANT ADMINISTRATIVE SERVICES
70853	\$ 99.80	A-1 PRINTING INC.
70690	\$ 88.00	SATERFIELD, BRIAN
70701	\$ 88.00	PATTON, JONATHAN
70716	\$ 88.00	BURWELL, RALPH

Galion City School District
Check Register - All Funds
November 2017

Check	Amount	Name
70860	\$ 81.00	CIVITAS MEDIA, LLC
70729	\$ 80.00	MANN, DIANE
902989	\$ 78.96	GALION CITY SCHOOLS
70785	\$ 73.85	VOLZ, ELIZABETH
70699	\$ 72.43	MYERS, JAMES
70789	\$ 70.62	FAULKNER, MILDRED
70841	\$ 68.15	PERRY, LISA
70891	\$ 65.64	YUNKER, TROY
70783	\$ 65.35	JCPENNEY
70849	\$ 62.60	BARTON, SHELLY
70811	\$ 62.49	O. E. MEYER & SONS, INC.
70871	\$ 62.25	JONES SCHOOL SUPPLY CO., INC.
70878	\$ 61.04	MT BUSINESS TECHNOLOGIES, INC.
70732	\$ 60.00	FOX PLUMBING & HEATING
70705	\$ 59.95	EDGEELL, LUCINDA
70872	\$ 59.92	ALGUIRE, KATHY
70790	\$ 59.54	LAMBRIGHT, NICOLE
70884	\$ 55.62	CLASSROOM DIRECT COMPANY
70802	\$ 55.46	GRAINGER INC.
70846	\$ 54.43	GANGWER, RACHEL
70832	\$ 52.97	CLINE, AMY
70788	\$ 52.10	FISHER, LISA
70704	\$ 52.09	FISHER, LISA
70866	\$ 50.00	GALION COMMUNITY CENTER YMCA
70888	\$ 49.00	TAC
70840	\$ 45.79	RIGGLE, JOSHUA
70744	\$ 43.56	VERIZON WIRELESS
70686	\$ 43.54	LEHMAN, ADAM
70838	\$ 40.00	HAMILTON COUNTY EDUCATIONAL
902966	\$ 38.20	ELAVON, INC.
70868	\$ 35.00	HOOVER INSTRUMENT SERVICE
70787	\$ 33.54	CORTELLETTI, JUDITH
70881	\$ 33.54	GOSSOM, ROBERT
70887	\$ 32.14	STARK, SUE
70766	\$ 30.85	HEALTHCARE BILLING SERVICES,
70843	\$ 30.05	FODOR, MOIRA
70836	\$ 29.43	EVANS, JORETTA
70827	\$ 27.25	NeedDecals.com
70799	\$ 25.98	WEALS, DORIS
902967	\$ 25.00	ELAVON, INC.
70862	\$ 23.95	WEALS, DORIS
70760	\$ 22.53	GOSSOM, ROBERT
70834	\$ 21.60	CARPENTER, CHRIS
70710	\$ 20.33	SHIFLEY, MONICA
70877	\$ 20.33	SHIFLEY, MONICA
70850	\$ 20.00	HARDING, STACEY
70687	\$ 17.12	WATKINS, AMANDA
70754	\$ 17.12	PFLEIDERER, KIMBERLY
70693	\$ 16.58	MILLER, CHARLES
70706	\$ 15.55	TYRRELL, MATT
70795	\$ 12.93	BURKHART FARMS
70758	\$ 10.00	WHEELER, PAUL
70723	\$ 9.48	BURKHART FARM CENTER INC
70688	\$ 9.18	JOHNSON, AMY
70855	\$ 5.89	HEYDINGER, AMY
70752	\$ 1.85	CENTURY LINK
	<u>\$ 2,807,823.38</u>	

\$ 11,748.21 Average
239 Count



**GALION CITY
SCHOOL DISTRICT**

Believe, Achieve, Succeed

GALION CITY SCHOOL DISTRICT

Monthly Financial Report

Cash Flow Activity Through: November

Charlene Parkinson, Treasurer

12/15/2017

Table of Contents

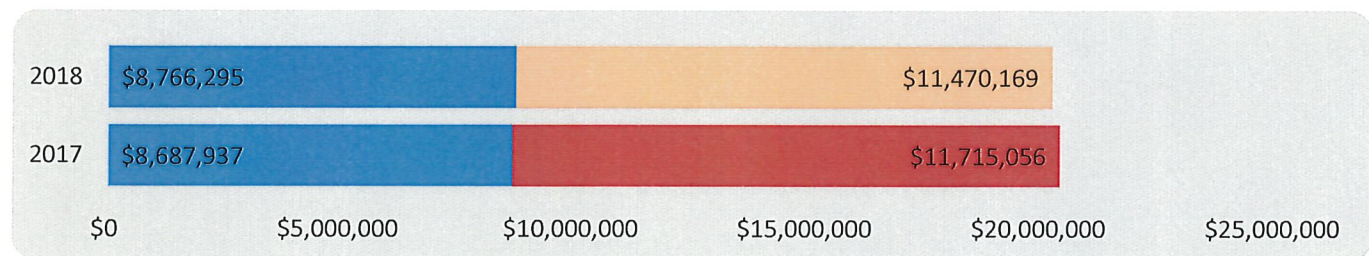
Revenue and Expenditure Summary - FYTD Actual and Remaining	3
Monthly Cash Balance Projections	4
Supplemental Information	5
Monthly Cash Balance Projections	6
Supplemental Information	7

Revenue and Expenditure Summary - FYTD Actual and Remaining

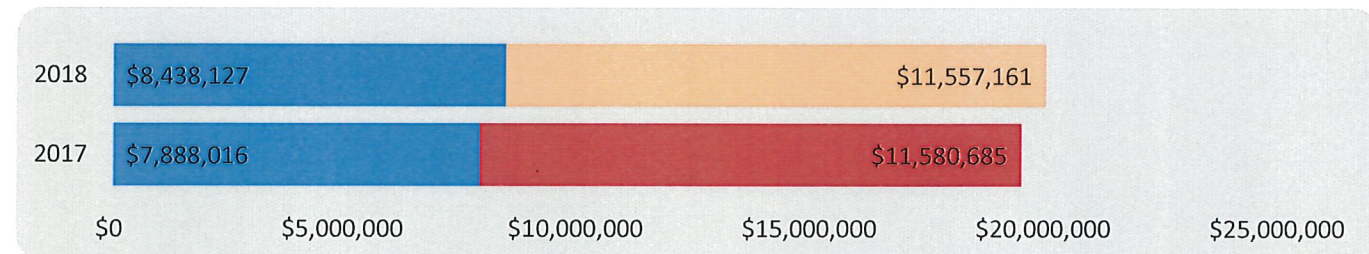
Fiscal Year-To-Date Actual: July - November

	Actual	Projected
	Fiscal Year 2017	Fiscal Year 2018
Beginning Balance	3,689,845	4,624,137
+ Revenue	20,402,993	20,284,444
+ Proposed Renew/Replacement Levies		-
+ Proposed New Levies		-
- Expenditures	(19,468,701)	(19,994,322)
= Revenue Surplus or Deficit	934,292	290,122
Ending Balance	4,624,137	4,914,259
Note, Ending FY 2018 Balance Without Levies		4,914,259

Comparison of FYTD Actual Revenue vs. Revenue Remaining



Comparison of FYTD Actual Expenditures vs. Expenditures Remaining



FYTD Actual: July - November

FY 2018 Projected Remaining

FY 2017 Actual Remaining

Fiscal Year 2018 actual expenditures of \$8.438 million compared to Fiscal Year 2017 of \$7.888 million are higher by \$550k for the five months ended November 30, 2017 primarily attributable to the following:

Salaries \$115k
 Retirement \$80k
 Step by Step Learning Contractual Payment of \$132k
 Educational Supplies new initiatives SREB/HSTW \$115k
 Educational Resources including online math and textbooks \$65k
 Equipment purchases including TV/Video displays and projectors \$44k

Revenue Comparison - Month of November, FY 2018

Actual Revenue Year-Over-Year Comparison:

Month of November Actual	Last Year FY 2017	Current FY 2018	FY 2018 YOY Change	
Real Estate Taxes	-	-	-	0.0%
Public Utility PP Taxes	-	-	-	0.0%
Income Tax	-	-	-	0.0%
State Aid (Formula + Rest)	1,197,278	1,177,263	(20,015)	-1.7%
State Tax Reimb.	33,651	15,782	(17,869)	-53.1%
Other Revenue	152,092	55,411	(96,681)	-63.6%
Other Sources	253	651	398	157.3%
Total Revenue	1,383,274	1,249,107	(134,167)	-9.7%

Actual Revenue for Month of November is DOWN Compared to Last Year

Current Year Actual Revenue for Month Compared To Estimated:

Month of November >>>	Estimate FY 2018	Actual FY 2018	Actual/Est. Variance	
Real Estate Taxes	-	-	-	0.0%
Public Utility PP Taxes	-	-	-	0.0%
Income Tax	-	-	-	0.0%
State Aid (Formula + Rest)	1,200,000	1,177,263	(22,737)	-1.9%
State Tax Reimb.	15,000	15,782	782	5.2%
Other Revenue	92,000	55,411	(36,589)	-39.8%
Other Sources	40,000	651	(39,349)	-98.4%
Total Revenue	1,347,000	1,249,107	(97,893)	-7.3%

Actual Revenue for Month of November is DOWN Compared to Estimated

Fiscal Year 2018 November ACTUAL revenues of \$1.249 million compared to Fiscal Year 2017 November of \$1.383 million are lower by \$134k and primarily attributable to the following:

State Tax Reimbursement is timing related

Other Revenue is a one-time November 2016 payment from Crawford County Partnership for Leader In Me support

Fiscal Year 2018 November ACTUAL revenues of \$1.347 million compared to ESTIMATED revenues are lower by \$98k and primarily attributable to the timing of several receipts and the estimated sale of old laptops to electronics asset salvage company that has not yet happened.

Expenditure Comparison - Month of November, FY 2018

Actual Expenditures Year-Over-Year Comparison:

Month of November Actual	Last Year FY 2017	Current FY 2018	FY 2018 YOY Change	
Salaries	739,365	764,632	25,267	3.4%
Retirement & Insurance	346,280	350,970	4,690	1.4%
Purchased Services	365,853	484,564	118,711	32.4%
Supplies	52,585	72,640	20,055	38.1%
Capital Outlay	1,890	22,734	20,844	1102.9%
Other Operating Expenses	1,083	11,849	10,766	994.1%
Other Uses and Debt	362	34,124	33,762	9326.5%
Total Expenditures	1,507,418	1,741,513	234,095	15.5%

Actual Expenditures for Month of November is UP Compared to Last Year

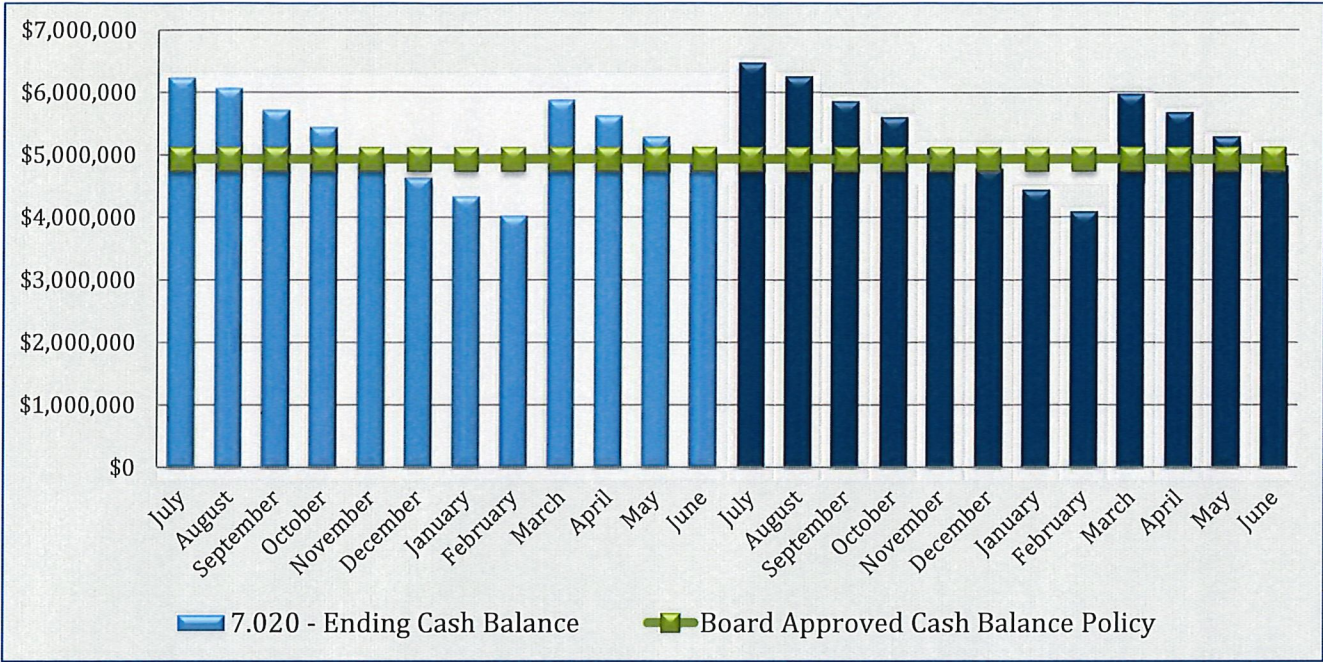
Current Year Actual Expenditures for Month Compared To Estimated:

Month of November >>>	Estimate FY 2018	Actual FY 2018	Actual/Est. Variance	
Salaries	700,000	764,632	64,632	9.2%
Retirement & Insurance	370,000	350,970	(19,030)	-5.1%
Purchased Services	425,000	484,564	59,564	14.0%
Supplies	75,000	72,640	(2,360)	-3.1%
Capital Outlay	-	22,734	22,734	0.0%
Other Operating Expenses	-	11,849	11,849	0.0%
Other Uses and Debt	-	34,124	34,124	0.0%
Total Expenditures	1,570,000	1,741,513	171,513	10.9%

Actual Expenditures for Month of November is UP Compared to Estimated

Fiscal Year 2018 November ACTUAL expenditures for Purchased Services increase of \$118k compared to the same time period last year primarily attributable to the following: Mid Ohio ESC Foundation deduction of \$40k (true up); Timing of Renhill Payments \$50k.
Increase in Supplies attributable to Repair and Maintenance increased supply purchases of \$23k
Capital Outlay variance to last year attributable to TV/Overhead Projector purchases
Other Operating variance attributable to timing of Audit Service payments
Other Uses variance attributable to HB 264 Energy Conservation Bond Expense payments moved from Bond Fund to General Fund

Monthly Cash Balance Projections



20182019

Board Approved Cash Balance Line assumes 90 days of cash for Fiscal Year 2018 or \$4,930,000

Supplemental Information

GALION CITY SCHOOLS MONTHLY ENROLLMENT REPORT
FOR MONTH ENDING November 30, 2017

PRIMARY		
KDG	Albert	22
KDG	Evak	22
KDG	Moore	21
KDG	Crim	22
KDG	Sutton	20
KDG	Walter	22
Total		129
1	Cardner	23
1	Hayes	26
1	Human	22
1	Tanner	23
1	Wegesin	25
1	Zeuch	23
Total		142
2	Conner	22
2	Cortelletti	22
2	Rowe	20
2	Foust	22
2	Maguire	22
2	Shifley	18
Total		126
SPN am	Gribble	11
	Edgell	13
	Woodmansco	14
SPN pm	Gribble	13
	Edgill	14
	Woodmansee	14
Total		79
TOTAL BUILDING		476

INTERMEDIATE		
3	Brockwell	23
3	Buzza	25
3	Chandler	27
3	Fodor	26
3	Kiger	26
3	Riggle	24
Total		161
4	Campbell	23
4	Fisher	22
4	N. Rinehart	23
4	Shipley	23
4	Smith	22
4	Talbott	24
Total		137
5	Garverick	25
5	Jackson	24
5	Prince	24
5	Reagan	25
5	Stark	26
5	Sinehour	22
Total		146
TOTAL BUILDING		434

MIDDLE SCHOOL	
Grade	Total
6	135
7	131
8	154
TOTAL	420

HIGH SCHOOL		
Grade	Total	PJVS
9	129	
10	146	6
11	63	58
12	50	52
Totals	388	116
GRAND TOTAL		604

ELEMENTARY TOTAL 910

DISTRICT ENROLLMENT 1834

GALION CITY SCHOOLS MONTHLY ENROLLMENT REPORT
FOR MONTH ENDING October 31, 2017

PRIMARY		
KDG	Albert	22
KDG	Evak	21
KDG	Moore	23
KDG	Crim	21
KDG	Sutton	21
KDG	Walter	21
Total		129
1	Gardner	23
1	Hayes	26
1	Human	21
1	Tanner	23
1	Wegesin	25
1	Zeuch	23
Total		141
2	Conner	22
2	Cortelletti	23
2	Rowe	22
2	Foust	22
2	Maguire	20
2	Shifley	17
Total		126
SPN am	Gribble	13
	Edgell	11
	Woodmansee	13
SPN pm	Gribble	14
	Edgill	14
	Woodmansee	14
Total		79
TOTAL BUILDING		475

INTERMEDIATE		
3	Brockwell	24
3	Buzza	26
3	Chandler	27
3	Fodor	26
3	Kiger	26
3	Riggle	23
3	CATAPULT	1
Total		152
4	Campbell	23
4	Fisher	22
4	N. Rinehart	23
4	Shipley	23
4	Smith	22
4	Talbott	24
Total		137
5	Garverick	25
5	Jackson	24
5	Prince	23
5	Reagan	26
5	Stark	26
5	Sinehour	22
5	CATAPULT	1
Total		147
TOTAL BUILDING		436

ELEMENTARY TOTAL 911

MIDDLE SCHOOL	
Grade	Total
6	140
7	133
8	153
TOTAL	426

HIGH SCHOOL		
Grade	Total	PJVS
9	131	0
10	148	6
11	63	57
12	51	52
Totals	393	115
GRAND TOTAL		508

DISTRICT ENROLLMENT 1845