



470 Portland Way North
Galion, OH 44833
419-468-3432
Fax 419-468-4333

Financial Information

February 2018

James M. Grubbs, Jr., Superintendent-**Charlene Parkinson**, Treasurer
Paul Wheeler, Director of Curriculum, Instruction & Federal Programs
Cindy Parrott, Director Special Education

GALION CITY SCHOOL DISTRICT
Office of Treasurer
Monthly Financial Reports – February 28, 2018

Table of Contents

TREASURER REPORTS

Cash Reconciliation
Actual Balances by Fund
Permanent Improvement Fund
February, 2018 Check Register – All Funds

ATHLETICS

Summary
Profit and Loss by Sport

MONTHLY FINANCIAL REPORT – GENERAL FUND ONLY

Cash Flow Activity through February

**Presented at the
Board of Education Meeting
March 20, 2018**

Galion City School District
Cash Reconciliation Report
February 2018

Bank Balances per Statements

| | |
|---------------------------------------|-----------------|
| United Bank - Checking | \$ 319,576.00 |
| United Bank - Sweep | 1,550,123.28 |
| United Bank - Payroll | - |
| United Bank - Online School Fees | 113,158.24 |
| United Bank - Money Market | 4,803,780.99 |
| United Bank - High School Athletics | 500.00 |
| United Bank - Middle School Athletics | 500.00 |
| US Bank CD - Smith Scholarship | 200,000.00 |
| | <hr/> |
| | \$ 6,987,638.51 |

| | |
|-------------------------------------|-----------------|
| Checks Outstanding | (27,041.32) |
| Adjustments / Items in Transit | - |
| | <hr/> |
| Cash Balance as Adjusted/Reconciled | \$ 6,960,597.19 |

| | |
|---------------------------------------|-----------------|
| Total Fund Balance as Shown on Page 2 | <hr/> <hr/> |
| | \$ 6,960,597.19 |

| | |
|------------|------|
| Difference | \$ - |
|------------|------|

Actual Balances by Fund

| Current Month | | Prior Month | Fiscal Year End | Fiscal Year End | Fiscal Year End | Fiscal Year End |
|--|-----------------|--------------|-----------------|-----------------|-----------------|-----------------|
| | Actual | Actual | Actual | Actual | Actual | Actual |
| Description | # February 2018 | January 2018 | June 2017 | June 2016 | June 2015 | June 2014 |
| General | 001 4,064,936 | 4,381,572 | \$ 4,624,128 | \$ 3,689,830 | \$ 2,647,100 | \$ 1,871,110 |
| Bond Retirement | 002 771,487 | 770,657 | 1,136,777 | 1,094,021 | 947,023 | 866,739 |
| Permanent Improvement | 003 1,140,216 | 1,138,993 | 1,060,356 | 1,428,114 | 1,055,411 | 241,099 |
| Building | 004 - | - | - | 7,037 | 7,037 | 7,037 |
| Food Service | 006 269,579 | 272,800 | 292,827 | 342,727 | 374,976 | 453,928 |
| Faculty | 007 10,187 | 9,010 | 9,723 | 6,478 | 6,125 | 5,638 |
| Special Purpose - Scholarships - PTO | 007 26,428 | 26,399 | 7,788 | 10,042 | 12,666 | 19,858 |
| Scholarships | 008 239,718 | 239,693 | 239,934 | 237,453 | 234,332 | 246,100 |
| Principals | 018 42,643 | 41,922 | 39,357 | 30,358 | 31,918 | 29,487 |
| Campus Wear | 018 1,030 | 1,030 | 2,306 | 4,440 | 6,371 | (2,541) |
| Community Grants | 019 3,247 | 3,063 | 2,366 | 1,419 | 8,862 | 15,903 |
| Unclaimed | 022 2,532 | 2,532 | 2,532 | 2,363 | 1,650 | 1,650 |
| Athletic Tournament | 022 3,297 | (280) | - | - | - | 5,852 |
| OSFC Maintenance | 034 211,546 | 211,546 | 176,219 | 208,663 | 306,307 | 440,951 |
| Severance | 035 82,525 | 82,525 | 168,398 | 247,206 | 58,169 | 17,687 |
| School Activities (Drama/Clubs/FCCLA/NHS) | 200 77,410 | 73,611 | 67,385 | 66,474 | 74,203 | 78,890 |
| Athletics Middle School | 300 11,317 | 12,290 | 5,473 | 6,338 | 739 | 6,989 |
| Athletics High School | 300 44,411 | 47,317 | 31,244 | 14,412 | 4,301 | 5,815 |
| Marching Band | 300 3,593 | 3,606 | 4,071 | 2,376 | 2,656 | 1,021 |
| Auxiliary - St. Joes | 401 23,100 | (3,020) | 808 | 4,469 | 13,939 | 9,681 |
| Old State/Federal Grants (451,499,504,506,533,536) | *** (3,600) | (3,600) | | | 1,126 | 9,288 |
| Early Childhood Education Grant | 439 - | (73,990) | (247) | | | |
| IDEA (Including PreSchool IDEA - 587) | 516 (26,864) | (4,993) | (21,366) | (2,104) | (30,401) | 17,287 |
| Title I | 572 (35,914) | (95,671) | (47,581) | (149,600) | (42,509) | 15,802 |
| Title II A | 590 (2,030) | (4,091) | (31,721) | (165) | (11,653) | (6,017) |
| Title II D | 599 (197) | (1,116) | (7,556) | (11,314) | (5,761) | 7,985 |
| Total All Funds | \$ 6,960,597 | \$ 7,131,805 | \$ 7,763,221 | \$ 7,241,037 | \$ 5,704,587 | \$ 4,367,239 |
| Total Reconciled Cash Balance | \$ 6,960,597 | \$ 7,131,805 | \$ 7,763,221 | \$ 7,241,037 | \$ 5,704,587 | \$ 4,367,239 |

| | | | | | | | | | |
|--|----|-----------|----|-----------|-------|--------|-----|---------------|---------------------|
| Athletics Focus Area for February | | | | | | | | | |
| Federal Funds Reimbursements rec'd March 7 | \$ | 65,034 | | | | | | | |
| General Fund Balance at FY 2017 | \$ | 3,726,093 | \$ | 3,942,785 | | | | | |
| Student Bad Debt - Food Service | \$ | 841 | \$ | 866 | 1,183 | \$ | 297 | Not Available | Not Available |
| Student Bad Debt - School Fees | \$ | 108,626 | \$ | 104,435 | \$ | 29,445 | \$ | 41,570 | \$ 39,381 \$ 19,489 |
| True Days Cash - General Fund Only | | 75 | | 82 | | 87 | | 74 | 55 42 |

Galion City School District
Permanent Improvement Fund
prepared by cparkinson 03/05/18

| | Proposed Budget 2018 | Actual Fiscal YTD 2018 | Actual Fiscal 2017 | Actual Fiscal 2016 |
|---|----------------------------|------------------------------|--------------------------|--------------------------|
| INSTRUCTION | | | | |
| | | | | |
| | | | | |
| TECHNOLOGY | | | | |
| Network Closet Upgrade | | | 251,057 | \$ 505 |
| Student Device Replacement | - | | | |
| Staff Device Replacement | - | | | |
| Smart Boards / Projectors/Charging Carts | | 6,991 | 266 | |
| | | | | |
| TRANSPORTATION | | | | |
| Pro-Vision Cameras | - | | | 8,327 |
| Suburban | - | | | 19,178 |
| Yellow Bus Replacement | | | | |
| | | | | |
| MAINTENANCE | | | | |
| Pick Up Truck | | | | 47,668 |
| HVAC System Upgrade - Campuswide | 200,000 | | | |
| Central Office Interior Doors | - | | 4,023 | |
| Utility Vehicle for Snow Brush | | | 33,758 | |
| Waterproof Campus Exterior Walls | - | | 24,500 | |
| Annual Blacktop Repairs | 35,000 | 48,163 | 35,850 | 23,890 |
| | | | | |
| LAND ACQUISITION | | | | |
| 17.677 Acres includes soil tests | | 400 | 184,103 | |
| Soccer Field Prep | | 500 | 4,000 | |
| | | | | |
| BUILDINGS/FIXTURES | | | | |
| New Bus Garage (estimated annual payment) | 150,000 | | | |
| HS Library & Cafeteria Makeover | | 32,218 | | |
| Parking Lot Relamp to LED | 40,000 | 43,576 | | |
| | | | | |
| ATHLETICS /STUDENT ACTIVITIES | | | | |
| Contributions to Freese (Final Press Box) | - | | 28,183 | 45,000 |
| Architect Fee | 15,000 | 1,240 | 6,927 | 17,568 |
| Score Boards/Ice Maker | - | | 4,250 | |
| Stadium Improvements / Roofing | | 13,000 | 45,019 | |
| Gym Floors | 25,000 | 51,455 | | |
| | | | | |
| | | | | |
| Totals | \$ 465,000 | \$ 197,543 | \$ 621,936 | \$ 162,136 |

| | | | | |
|---|--------------|--------------|--------------|--------------|
| Opening PI Balance 7/1/2017 | \$ 1,060,357 | \$ 1,060,357 | \$ 1,428,114 | \$ 1,055,411 |
| Plus CY Transfers/Tax Abatements/Casino | 250,000 | 277,402 | 254,179 | 534,839 |
| Less Current Year Expenditures | (465,000) | (197,543) | (621,936) | (162,136) |
| Estimated/Act Ending PI Balance FY18 | \$ 845,357 | \$ 1,140,216 | \$ 1,060,357 | \$ 1,428,114 |

Current Year (2018) Deposits

| | |
|---------------------------|-------------------|
| Erate Rebate | \$ 159,814 |
| Parking Lot Relamp Rebate | 4,400 |
| Tax Abatements | 19,314 |
| Casino Revenue | 93,874 |
| | <u>\$ 277,402</u> |

Galion City School District
Check Register - All Funds
February 2018

| Check | Amount | Name | |
|-----------|------------|--------------------------------|--------------------|
| 903059 \$ | 375,701.71 | GALION CITY SCHOOLS | |
| 903045 \$ | 370,398.95 | GALION CITY SCHOOLS | |
| 903066 \$ | 245,672.72 | HUNTINGTON NATIONAL BANK | |
| 903064 \$ | 107,052.00 | STATE TEACHER RETIREMENT | ← Ohio BWC \$70k |
| 903072 \$ | 73,646.87 | AMERICAN EXPRESS | |
| 71273 \$ | 54,285.03 | CITY OF GALION | |
| 71261 \$ | 34,946.35 | RENHILL GROUP, INC. | |
| 903065 \$ | 28,080.00 | SCHOOL EMPLOYEES RETIREMENT | |
| 903058 \$ | 25,480.40 | GORDON FOOD SERVICE | |
| 71310 \$ | 24,867.62 | RENHILL GROUP, INC. | |
| 903057 \$ | 17,842.80 | MID-OHIO EDUCATIONAL SERVICE | |
| 903068 \$ | 17,842.80 | MID-OHIO EDUCATIONAL SERVICE | |
| 71316 \$ | 14,154.00 | CATAPULT LEARNING WEST, LLC | |
| 71250 \$ | 7,530.51 | DT PETROLEUM SERVICE | |
| 903050 \$ | 6,371.57 | STATE TEACHER RETIREMENT | |
| 903060 \$ | 6,371.57 | STATE TEACHER RETIREMENT | ← Football Helmets |
| 71335 \$ | 6,190.79 | ALL AMERICAN SPORTS CORP | |
| 71300 \$ | 5,981.50 | GALION CITY HEALTH DEPT. | |
| 903063 \$ | 5,389.98 | GALION CITY SCHOOLS | |
| 903053 \$ | 5,318.45 | GALION CITY SCHOOLS | |
| 71309 \$ | 4,858.75 | RC THERAPY SERVICES, INC | |
| 71293 \$ | 4,704.88 | SNYDER BROTHERS ENERGY | |
| 71304 \$ | 4,514.67 | MID-OHIO EDUCATIONAL SERVICE | |
| 71264 \$ | 4,000.00 | STEP BY STEP ACADEMY | |
| 71311 \$ | 3,870.00 | SENECA COUNTY AGENCY TRANSPORT | |
| 71292 \$ | 3,845.79 | SMITHFOODS INC | |
| 71359 \$ | 3,692.38 | COLUMBIA GAS OF OHIO, INC | |
| 71288 \$ | 3,640.00 | PROCARE THERAPY, INC | |
| 71371 \$ | 3,500.00 | PROCARE THERAPY, INC | |
| 71410 \$ | 3,428.24 | U.S.BANK NATIONAL ASSOCIATION | |
| 71369 \$ | 3,394.00 | NORTH CENTRAL OHIO EDUCATIONAL | |
| 71275 \$ | 3,018.29 | DRC/CTB | |
| 71394 \$ | 2,911.88 | NORTH CENTRAL OHIO EDUCATIONAL | |
| 903056 \$ | 2,851.99 | SCHOOL EMPLOYEES RETIREMENT | |
| 71354 \$ | 2,718.76 | NORTH CENTRAL OHIO EDUCATIONAL | ← Pool Rental |
| 71321 \$ | 2,700.00 | GALION COMMUNITY CENTER YMCA | |
| 71338 \$ | 2,500.00 | STRATEGIC SOLUTIONS | |
| 71262 \$ | 2,456.19 | RIGHTWAY FOOD SERVICE | |
| 71362 \$ | 2,406.72 | G & L SUPPLY | |
| 71320 \$ | 2,236.96 | GALION CITY HEALTH DEPT. | |
| 71290 \$ | 2,000.00 | ROCK SOLID MEDIA LLC | |
| 71286 \$ | 1,875.00 | OAKSTONE LANDSCAPE | ← Snow Plowing |
| 71306 \$ | 1,700.00 | OAKSTONE LANDSCAPE | |
| 71383 \$ | 1,680.00 | DATA MANAGEMENT INC | |
| 71363 \$ | 1,584.00 | GARDINER SERVICE COMPANY | |
| 71295 \$ | 1,485.00 | TREASURER-STATE OF OHIO | |
| 71312 \$ | 1,421.00 | SPORT SAFE TESTING SERVICE INC | |
| 71327 \$ | 1,375.00 | OAKSTONE LANDSCAPE | |
| 71389 \$ | 1,367.39 | G & L SUPPLY | |

Galion City School District
Check Register - All Funds
February 2018

| Check | Amount | Name | |
|-----------|----------|--------------------------------|-------------------------|
| 71380 \$ | 1,323.00 | B.A.S.A. | |
| 71278 \$ | 1,300.00 | GALION COMMUNITY THEATRE | ← Rental for HS Musical |
| 903055 \$ | 1,282.40 | STATE TEACHER RETIREMENT | |
| 71258 \$ | 1,264.24 | NICKLES BAKERY | |
| 71267 \$ | 1,250.50 | DAVE YOST | |
| 71405 \$ | 1,250.00 | SAUNDERS' EXCAVATING & WELL | |
| 71270 \$ | 1,181.25 | BURLESON LAW OFFICES LLC | |
| 71263 \$ | 1,173.15 | SCHAEFFER'S | |
| 71325 \$ | 1,154.46 | PERFORMANCE HEALTH SUPPLY, INC | |
| 71277 \$ | 1,080.00 | TURNBAUGH, ALISON D. | ← LIM / PBIS "Yoga" |
| 71343 \$ | 1,060.00 | Consumers Life Insurance Co. | |
| 71404 \$ | 1,052.25 | RUMPKE CONSOLIDATED CO. | |
| 71265 \$ | 1,050.00 | HELBERT, STEVEN | |
| 903051 \$ | 1,040.80 | SCHOOL EMPLOYEES RETIREMENT | |
| 903061 \$ | 1,040.80 | SCHOOL EMPLOYEES RETIREMENT | |
| 71299 \$ | 995.00 | KENNETH L. CANADA | |
| 71385 \$ | 945.00 | FOLLETT HIGHER EDUCATION | |
| 71313 \$ | 889.12 | TAC | |
| 71266 \$ | 881.49 | THEATREWORLD BACKDROPS, LLC | |
| 903069 \$ | 828.80 | STATE TEACHER RETIREMENT | |
| 71366 \$ | 802.50 | JOHNNY JOHNSON SPORTS | |
| 71374 \$ | 779.88 | SIESEL DISTRIBUTING | |
| 71375 \$ | 717.74 | FLEETCOR TECHNOLOGIES, INC. | |
| 71282 \$ | 653.71 | KELLER AUTO PARTS, INC. | |
| 71245 \$ | 575.99 | CARDINAL BUS SALES & SERVICE | |
| 71403 \$ | 549.00 | PORTA PHONE | |
| 903067 \$ | 527.27 | BALBOA CAPITAL CORPORATION | |
| 71296 \$ | 525.89 | WOLFF BROTHERS | |
| 71251 \$ | 522.50 | ENZO'S CLEANING SOLUTIONS, LLC | |
| 71360 \$ | 501.04 | CUMMINS BRIDGEWAY | |
| 71332 \$ | 495.00 | PUBLIC FINANCE RESOURCES | |
| 903052 \$ | 485.43 | VOYA FINANCIAL | |
| 903062 \$ | 485.41 | VOYA FINANCIAL | |
| 71361 \$ | 461.98 | FRIENDS | |
| 71274 \$ | 435.26 | COMP-U-CHEM, INC. | |
| 71255 \$ | 434.75 | KIMMEL CORPORATION | |
| 71372 \$ | 427.50 | SCHMIDT SECURITY PRO | |
| 71244 \$ | 396.00 | APPLE HILL ORCHARDS | |
| 71370 \$ | 379.78 | OHIO.NET | |
| 71259 \$ | 375.00 | OHIO HS FOOTBALL COACHES | |
| 71330 \$ | 375.00 | PIONEER CAREER & TECH. CENTER | |
| 71253 \$ | 362.55 | HEALTHCARE BILLING SERVICES, | |
| 71317 \$ | 358.00 | ACCUTRAIN CORPORATION | |
| 71342 \$ | 354.11 | COOPERATIVE CHRISTIAN SERVICES | |
| 71348 \$ | 350.00 | GALION COMMUNITY HOSPITAL | |
| 71387 \$ | 334.66 | FRIENDS | |
| 71399 \$ | 320.00 | OSBA | |
| 71353 \$ | 301.14 | MT BUSINESS TECHNOLOGIES, INC. | |
| 71269 \$ | 299.85 | APPLE INC. | |

Galion City School District
Check Register - All Funds
February 2018

| Check | Amount | Name |
|----------|--------|--------------------------------|
| 71393 \$ | 289.00 | MVD SPORTS & SPECIALITIES |
| 71256 \$ | 287.83 | BAUGHN, KYLE |
| 71381 \$ | 284.90 | CENTRAL OHIO FARMERS CO-OP |
| 71302 \$ | 262.15 | MYERS, JAMES |
| 71346 \$ | 260.00 | CRAWFORD COUNTY SHERIFF'S |
| 71400 \$ | 254.57 | WHEELER, PAUL |
| 71315 \$ | 252.00 | BSN SPORTS |
| 71344 \$ | 250.00 | EBY, HEATHER |
| 71276 \$ | 248.00 | DEBRA B ROMAS, M.A. |
| 71246 \$ | 247.35 | CINTAS |
| 71339 \$ | 237.63 | TAC |
| 71329 \$ | 237.00 | OSLHA |
| 71287 \$ | 233.64 | POLAND TRUE VALUE |
| 71368 \$ | 227.52 | HP PRODUCTS, AGT.#108-00 |
| 71376 \$ | 200.56 | WOLFF BROTHERS |
| 71407 \$ | 200.00 | SHREVE PTO |
| 71285 \$ | 199.08 | HP PRODUCTS, AGT.#108-00 |
| 71248 \$ | 196.00 | CR & J SALES, INC |
| 71409 \$ | 193.04 | TIME WARNER CABLE |
| 71331 \$ | 175.00 | PLEASANT LOCAL SCHOOLS |
| 71396 \$ | 175.00 | OASSA |
| 71388 \$ | 164.21 | FRONTIER |
| 71291 \$ | 162.08 | SCHOOL SPECIALTY |
| 71324 \$ | 160.00 | MACGILL |
| 71356 \$ | 159.14 | WILLIAMS, RON |
| 71367 \$ | 156.72 | MT BUSINESS TECHNOLOGIES, INC. |
| 71305 \$ | 150.00 | NCOCC |
| 71307 \$ | 150.00 | OHIO TENNIS COACHES ASSOC. |
| 71349 \$ | 150.00 | HAMMOND, JESSICA |
| 71392 \$ | 150.00 | MOUNT VERNON CITY SCHOOL DIST |
| 71398 \$ | 150.00 | OHIO TENNIS COACHES ASSOC. |
| 71386 \$ | 144.43 | FOX PLUMBING & HEATING |
| 71283 \$ | 138.63 | KENDALL/HUNT PUBLISHING |
| 71281 \$ | 137.00 | K12 SCHOOL CONSULTANTS, LLC |
| 71397 \$ | 135.00 | OHIO SCHOOL BOARDS ASSOC. |
| 71336 \$ | 132.37 | SCHOLASTIC INC. |
| 71289 \$ | 128.61 | QUILL CORPORATION |
| 71337 \$ | 128.00 | STAR LANES AT THE HARBOR |
| 71373 \$ | 127.93 | SCHOOL SPECIALTY |
| 71252 \$ | 120.00 | GEYER'S MARKETS, INC. |
| 71406 \$ | 120.00 | SCHMIDT SECURITY PRO |
| 71340 \$ | 117.67 | THERAPY SHOPPE |
| 71408 \$ | 110.00 | THE OHIO FLOOR COMPANY |
| 71318 \$ | 107.91 | FRIENDS |
| 71402 \$ | 103.50 | PIONEER CAREER & TECH. CENTER |
| 71358 \$ | 102.00 | BRICKER & ECKLER |
| 71334 \$ | 100.00 | RENTZ THERAPY LLC |
| 71326 \$ | 97.50 | DONALD D. MITCHELL |
| 71365 \$ | 92.00 | INTERSTATE LANES |

Galion City School District
Check Register - All Funds
February 2018

| Check | Amount | Name |
|-----------|---------------------|--------------------------------|
| 71280 \$ | 89.48 | GRAINGER INC. |
| 71341 \$ | 88.02 | WIGGINS, CURT |
| 71247 \$ | 88.00 | GRANT, COREY |
| 71249 \$ | 88.00 | PATRICK, DARREN |
| 71254 \$ | 88.00 | SCHAFER, KEVIN |
| 71260 \$ | 88.00 | BURWELL, RALPH |
| 71303 \$ | 88.00 | SCHAFER, KEVIN |
| 71308 \$ | 88.00 | BURWELL, RALPH |
| 71323 \$ | 88.00 | PATTON, JONATHAN |
| 71333 \$ | 88.00 | BURWELL, RALPH |
| 71350 \$ | 88.00 | PATTON, JONATHAN |
| 71355 \$ | 88.00 | BURWELL, RALPH |
| 71357 \$ | 88.00 | GRANT, BRANDON |
| 71257 \$ | 84.00 | NCOCC |
| 71297 \$ | 67.50 | BENDER COMMUNICATIONS, INC. |
| 71364 \$ | 66.00 | HOOVER INSTRUMENT SERVICE |
| 71351 \$ | 63.22 | MORABITO, JOSEPH |
| 71301 \$ | 61.59 | GROVE, JACOB |
| 71319 \$ | 58.39 | G & L SUPPLY |
| 71347 \$ | 56.00 | BELL, DORIS |
| 71391 \$ | 54.03 | FISHER, LISA |
| 71378 \$ | 53.29 | AIM MEDIA MIDWEST OPERATINGLLC |
| 71379 \$ | 50.00 | SHARICK, ALEXANDER |
| 71384 \$ | 50.00 | BAUGHN, ELIZABETH |
| 71352 \$ | 49.05 | PFLEIDERER, KIMBERLY |
| 71272 \$ | 47.25 | CENTRAL OHIO SECURITY |
| 71268 \$ | 43.60 | VERIZON WIRELESS |
| 71279 \$ | 40.00 | GEYER'S MARKETS, INC. |
| 71322 \$ | 40.00 | MYERS, JAMES |
| 71395 \$ | 39.99 | O. E. MEYER & SONS, INC. |
| 903054 \$ | 38.20 | ELAVON, INC. |
| 71284 \$ | 35.80 | KIMBALL MIDWEST |
| 71345 \$ | 30.17 | SHARICK, ALEXANDER |
| 71328 \$ | 30.00 | OHIO HEALTH CONSORTIUM, INC. |
| 71271 \$ | 28.84 | CANNON IV, INC |
| 903049 \$ | 25.64 | ELAVON, INC. |
| 71314 \$ | 24.91 | WATKINS, AMANDA |
| 71401 \$ | 20.00 | JACKSON, PHILLIP |
| 71377 \$ | 16.50 | JONES, CRYSTAL |
| 71294 \$ | 16.35 | STANTON'S SHEET MUSIC |
| 71390 \$ | 15.00 | DENOON, JOHN |
| 71382 \$ | 10.00 | CENTRAL OHIO SECURITY |
| 903071 \$ | 3.00 | STATE TEACHER RETIREMENT |
| 71298 \$ | 0.39 | CENTURY LINK |
| <u>\$</u> | <u>1,561,460.89</u> | |

191 Count
\$ 8,175.19 Average



470 Portland Way North
Galion, OH 44833
419-468-3432
Fax 419-468-4333

Athletics

James M. Grubbs, Jr., Superintendent-**Charlene Parkinson**, Treasurer
Paul Wheeler, Director of Curriculum, Instruction & Federal Programs
Cindy Parrott, Director Special Education

| |
|--|
| <p align="center">Galion City School District High School Athletics Summary</p> |
|--|

prepared by cparkinson 3.07.18

| | | | | |
|--|------------------|------------------|------------------|------------------|
| # of Athletes | 336 | 362 | 428 | 263 |
| | Actual | Actual | Actual | Actual |
| | 2015 | 2016 | 2017 | YTD 2018 |
| Receipts | | | | |
| Receipts - All Sports | \$ 118,094 | \$ 135,385 | \$ 163,529 | \$ 147,796 |
| Receipts - Programs, Ad Sales, Banners | 4,350 | 10,512 | 13,222 | 8,456 |
| Receipts - All Other | 17,844 | (902) | 25,086 | 5,374 |
| Total Receipts | \$ 140,288 | \$ 144,995 | \$ 201,837 | \$ 161,626 |
| | | | | |
| | Actual | Actual | Actual | Actual |
| | 2015 | 2016 | 2017 | YTD2018 |
| Expenses | | | | |
| Expenses - All Sports | 85,206 | 102,571 | 159,619 | 125,353 |
| Student Awards/Recognition | 4,606 | 12,629 | 3,789 | 3,116 |
| Field/Court Expense & Supplies | 1,315 | 3,973 | 5,661 | 3,859 |
| Programs/Trainer/Other Suplies | 4,159 | 4,387 | 6,835 | 7,371 |
| AD Expenses / Conference Fees | 3,059 | 4,892 | 6,240 | 5,444 |
| EMT / Police | 5,024 | 3,729 | 1,848 | 3,256 |
| Other Game Help | 38,433 | 2,703 | 1,013 | 59 |
| Total Expenses | \$ 141,802 | 134,884 | 185,005 | 148,458 |
| | | | | |
| Net Profit / (Loss) | (1,514) | 10,111 | 16,832 | 13,168 |
| | | | | |
| Beginning Cash Balance | \$ 5,815 | 4,301 | 14,412 | 31,244 |
| Ending Cash Balance | 4,301 | 14,412 | 31,244 | 44,412 |
| | | | | |
| Memo Items (Paid by Board of Ed) | | | | |
| Salary/Retirement - AD & Coaches & Freddy | \$ 369,382 | \$ 443,130 | \$ 454,931 | \$ 461,598 |
| Field/Floor (FrontCenterTurf - Ohio Floor) | | \$ 7,086 | \$ 28,086 | \$ 78,925 |
| Bus Trips - Cost per mile \$5.45 | Needs Quantified | Needs Quantified | Needs Quantified | Needs Quantified |

Galion City School District
High School Athletics
Football

prepared by cparkinson 3.07.18

| | | | | |
|---|------------------|------------------|------------------|------------------|
| # of Athletes | 56 | 57 | 57 | 55 |
| | Actual | Actual | Actual | Actual |
| | 2015 | 2016 | 2017 | YTD2018 |
| Receipts | | | | |
| Admissions | \$ 24,091 | \$ 26,498 | \$ 27,691 | \$ 29,282 |
| Reserved Pass | 4,390 | 2,635 | 1,025 | 1,100 |
| Donations | 2,995 | 2,930 | 50 | |
| Total Receipts | \$ 31,476 | \$ 32,063 | \$ 28,766 | \$ 30,382 |
| | Actual | Actual | Actual | Actual |
| | 2015 | 2016 | 2017 | YTD2018 |
| Expenses | | | | |
| Game Help | 3,063 | 4,880 | 4,405 | 5,770 |
| HUDL | 1,600 | 1,799 | 1,799 | |
| Equipment/Pads;Helmets | 10,428 | 12,439 | 31,544 | 12,007 |
| Equipment/Sled | 5,149 | | | |
| Clinics | | | 1,149 | 825 |
| Misc Expenses / Field Paint | 2,145 | 2,618 | 250 | 530 |
| Total Expenses | \$ 22,385 | 21,736 | 39,147 | 19,132 |
| Net Profit / (Loss) | 9,091 | 10,327 | (10,381) | 11,250 |
| Memo Items (Paid by Board of Ed) | | | | |
| Salary and Benefits - Coaches | \$ 33,500 | \$ 33,800 | \$ 34,850 | \$ 35,544 |
| Bus Trips - Cost per mile \$5.45 | Need Data | Need Data | Need Data | Need Data |

| |
|---|
| <p align="center">Galion City School District High School Athletics Soccer</p> |
|---|

prepared by cparkinson 3.07.18

| | | | | |
|----------------------------|---------------|---------------|---------------|---------------|
| # of Athletes | 0 | 0 | 32 | 38 |
| | Actual | Actual | Actual | Actual |
| | 2015 | 2016 | 2017 | YTD2018 |
| Receipts | | | | |
| Admissions | | | | |
| Donations | | | | 600 |
| Total Receipts | \$ - | \$ - | \$ - | \$ 600 |
| | Actual | Actual | Actual | Actual |
| | 2015 | 2016 | 2017 | YTD2018 |
| Expenses | | | | |
| Game Help | | | | 1,800 |
| Equipment/Uniforms | | | 3,640 | |
| Equipment/Goals etc | | | | 2,036 |
| Clinics | | | 200 | |
| Misc Expenses | | | | |
| Total Expenses | \$ - | - | 3,840 | 3,836 |
| Net Profit / (Loss) | - | - | (3,840) | (3,236) |

Memo Items (Paid by Board of Ed)

| | | |
|----------------------------------|-----------|-----------|
| Salary and Benefits - Coaches | \$ 8,895 | \$ 9,076 |
| Bus Trips - Cost per mile \$5.45 | Need Data | Need Data |

| |
|---|
| <p align="center">Galion City School District High School Athletics Golf</p> |
|---|

prepared by cparkinson 3.07.18

| | | | | |
|---|---------------|---------------|---------------|---------------|
| # of Athletes | 13 | 19 | 24 | 14 |
| | Actual | Actual | Actual | Actual |
| | 2015 | 2016 | 2017 | YTD2018 |
| Receipts | | | | |
| Invitational Fees | \$ 1,050 | \$ 1,600 | \$ 800 | \$ 1,600 |
| Donations | | | | |
| Total Receipts | \$ 1,050 | \$ 1,600 | \$ 800 | \$ 1,600 |
| Expenses | Actual | Actual | Actual | Actual |
| | 2015 | 2016 | 2017 | YTD2018 |
| Golf Course Fees | 285 | 922 | 1,316 | 3,376 |
| Entry Fees/Supplies | 525 | 263 | 1,265 | 955 |
| Hotel Expense | | | | 1,549 |
| Misc Expenses | 202 | | 133 | |
| Total Expenses | \$ 1,012 | 1,185 | 2,714 | 5,880 |
| Net Profit / (Loss) | 38 | 415 | (1,914) | (4,280) |
| Memo Items (Paid by Board of Ed) | | | | |
| Salary and Benefits - Coaches | \$ 13,200 | \$ 13,330 | \$ 13,740 | \$ 14,021 |
| Bus Trips - Cost per mile \$5.45 | Need Data | Need Data | Need Data | Need Data |

| |
|--|
| <p align="center">Galion City School District High School Athletics Cross Country and XC Festival</p> |
|--|

prepared by cparkinson 3.07.18

| | | | | |
|---|------------------|------------------|------------------|------------------|
| # of Athletes | Need Data | Need Data | 33 | 25 |
| | Actual | Actual | Actual | Actual |
| | 2015 | 2016 | 2017 | YTD2018 |
| Receipts | | | | |
| XC Festival Participant Fees | \$ 15,595 | \$ 17,083 | \$ 20,000 | \$ 24,165 |
| XC Gate | 7,314 | 14,838 | 19,805 | 18,859 |
| XC T-Shirts | 17,750 | 15,150 | 18,498 | 22,960 |
| Avita Sponsorship/Slushi Rev | 2,000 | 1,500 | 1,481 | 1,000 |
| Total Receipts | \$ 42,659 | \$ 48,571 | \$ 59,784 | \$ 66,984 |
| | Actual | Actual | Actual | Actual |
| | 2015 | 2016 | 2017 | YTD2018 |
| Expenses | | | | |
| Game Help | 898 | 1,260 | 1,824 | 1,200 |
| Delta Timing | 9,149 | 8,534 | 10,793 | 11,824 |
| Pole Tent/Tables | 1,256 | 1,037 | 856 | 1,052 |
| Sanitation | 150 | - | 150 | 538 |
| Trophies | 2,336 | 2,698 | 2,666 | 3,018 |
| Entry Fees | 233 | 1,070 | 800 | 600 |
| State Highway Patrol | 200 | - | - | 1,411 |
| Office Supplies | 265 | 113 | 120 | |
| U-Haul | 394 | 193 | | |
| Lodging | 155 | 240 | | |
| Tidy Tims Toilets/Howells | 2,550 | 2,576 | 2,806 | 3,106 |
| Uniforms | 3,819 | - | | |
| Director Fee | - | 1,500 | 1,500 | 1,520 |
| XC T-Shirts | 5,841 | 6,049 | 7,137 | 8,004 |
| Misc /Scholarship | (450) | 875 | 1,090 | 1,483 |
| Total Expenses | \$ 26,796 | 26,145 | 29,742 | 33,756 |
| Net Profit / (Loss) | 15,863 | 22,426 | 30,042 | 33,228 |
| Memo Items (Paid by Board of Ed) | | | | |
| Salary and Benefits - Coaches | \$ 13,165 | \$ 13,298 | \$ 13,709 | \$ 13,990 |
| Bus Trips - Cost per mile \$5.45 | Need Data | Need Data | Need Data | Need Data |

| |
|--|
| <p align="center">Galion City School District High School Athletics Wrestling</p> |
|--|

prepared by cparkinson 3.07.18

of Athletes

| | | | |
|---------------|---------------|---------------|---------------|
| 16 | 17 | 15 | 17 |
| Actual | Actual | Actual | Actual |
| 2015 | 2016 | 2017 | YTD2018 |

Receipts

| | | | | |
|-----------------------|-----------------|------------------|------------------|------------------|
| Admissions | \$ 2,200 | \$ 1,050 | \$ 1,162 | \$ 2,272 |
| JV Invitational Fees | \$ 2,575 | \$ 2,529 | \$ 2,396 | \$ 1,650 |
| Donations/Grants | 0 | 10,000 | 10,500 | 10,450 |
| Total Receipts | \$ 4,775 | \$ 13,579 | \$ 14,058 | \$ 14,372 |

Expenses

| | | | |
|---------------|---------------|---------------|---------------|
| Actual | Actual | Actual | Actual |
| 2015 | 2016 | 2017 | YTD2018 |

| | | | | |
|---------------------------|-----------------|--------------|---------------|---------------|
| Game Help | 525 | 1,245 | 3,200 | 1,000 |
| Entry Fees | 2,125 | 2,190 | 1,485 | 1,250 |
| State Meet Hotel Fees etc | | 1,087 | 1,263 | 800 |
| Equipment/Uniforms | | 1,405 | | |
| Equipment/Weight Room | | | 12,300 | 16,075 |
| Clinics | | | 119 | |
| Misc Expenses | 1,669 | 417 | 516 | |
| Total Expenses | \$ 4,319 | 6,344 | 18,883 | 19,125 |

Net Profit / (Loss)

| | | | |
|-----|-------|---------|---------|
| 456 | 7,235 | (4,825) | (4,753) |
|-----|-------|---------|---------|

Memo Items (Paid by Board of Ed)

| | | | | |
|----------------------------------|-----------|-----------|-----------|-----------|
| Salary and Benefits - Coaches | \$ 15,300 | \$ 15,400 | \$ 15,860 | \$ 16,182 |
| Bus Trips - Cost per mile \$5.45 | Need Data | Need Data | Need Data | Need Data |

**Galion City School District
High School Athletics
Volleyball**

prepared by cparkinson 3.07.18

| | | | | |
|---|-----------------|-----------------|------------------|-----------------|
| # of Athletes | 28 | 29 | 25 | 24 |
| | Actual | Actual | Actual | Actual |
| | 2015 | 2016 | 2017 | YTD2018 |
| Receipts | | | | |
| Admissions | \$ 4,773 | \$ 5,544 | \$ 5,491 | \$ 6,604 |
| Donations/Hessaunerer | | | 7,500 | 476 |
| Total Receipts | \$ 4,773 | \$ 5,544 | \$ 12,991 | \$ 7,080 |
| | | | | |
| | Actual | Actual | Actual | Actual |
| | 2015 | 2016 | 2017 | YTD2018 |
| Expenses | | | | |
| Game Help | 2,227 | 3,469 | 2,967 | 2,460 |
| Equipment/BSN | 542 | 961 | 1,506 | 2,972 |
| Equipment/Uniforms and Nets | | | 11,015 | |
| Clinics | | | | |
| Misc Expenses / Field Paint | | | | |
| Total Expenses | \$ 2,769 | 4,430 | 15,488 | 5,432 |
| | | | | |
| Net Profit / (Loss) | 2,004 | 1,114 | (2,497) | 1,648 |
| | | | | |
| Memo Items (Paid by Board of Ed) | | | | |
| Salary and Benefits - Coaches | \$ 14,100 | \$ 14,300 | \$ 14,700 | \$ 15,022 |
| Bus Trips - Cost per mile \$5.45 | Need Data | Need Data | Need Data | Need Data |

| |
|--|
| <p align="center">Galion City School District High School Athletics Basketball Boys and Girls</p> |
|--|

prepared by cparkinson 3.07.18

| | | | | |
|---|------------------|------------------|------------------|------------------|
| # of Athletes | 53 | 55 | 52 | 34 |
| | Actual | Actual | Actual | Actual |
| | 2015 | 2016 | 2017 | YTD2018 |
| Receipts | | | | |
| Admissions | \$ 22,211 | \$ 24,030 | \$ 32,607 | \$ 23,588 |
| Refund of Tourney Overpayment | \$ 3,885 | \$ - | | \$ - |
| Donations/BSN Rebate | 0 | 61 | 540 | 688 |
| Total Receipts | \$ 26,096 | \$ 24,091 | \$ 33,147 | \$ 24,276 |
| | | | | |
| | Actual | Actual | Actual | Actual |
| | 2015 | 2016 | 2017 | YTD2018 |
| Expenses | | | | |
| Game Help | 7,233 | 9,511 | 19,999 | 8,073 |
| Entry Fees | | - | | |
| State Meet Hotel Fees etc | | - | | |
| Equipment/MVD Sports;BSN Sports | 1,319 | 1,768 | 2,287 | 1,887 |
| Equipment/Uniforms | | | | 5,011 |
| Clinics | | | 540 | 260 |
| Misc Expenses (Kaden A) | | | 500 | |
| Total Expenses | \$ 8,552 | 11,279 | 23,326 | 15,231 |
| | | | | |
| Net Profit / (Loss) | 17,544 | 12,812 | 9,821 | 9,045 |
| | | | | |
| Memo Items (Paid by Board of Ed) | | | | |
| Salary and Benefits - Coaches | \$ 44,900 | \$ 45,400 | \$ 46,300 | \$ 47,301 |
| Bus Trips - Cost per mile \$5.45 | Need Data | Need Data | Need Data | Need Data |

**Galion City School District
High School Athletics
Swimming**

prepared by cparkinson 3.07.18

| | | | | |
|---|---------------|---------------|---------------|---------------|
| # of Athletes | 23 | 20 | 29 | 25 |
| | Actual | Actual | Actual | Actual |
| | 2015 | 2016 | 2017 | YTD2018 |
| Receipts | | | | |
| Admissions | \$ 1,002 | \$ 967 | \$ 1,124 | \$ 2,202 |
| Donations/Grants | | | 9,000 | |
| Total Receipts | \$ 1,002 | \$ 967 | \$ 10,124 | \$ 2,202 |
| | | | | |
| | Actual | Actual | Actual | Actual |
| | 2015 | 2016 | 2017 | YTD2018 |
| Expenses | | | | |
| Game Help | 872 | 729 | 618 | 660 |
| Entry Fees | - | 400 | - | 150 |
| State Meet Hotel Fees etc | 1,366 | 592 | 1,099 | |
| Equipment/Lane Ropes | | | 1,050 | |
| Equipment/Timing System | | | | 7,645 |
| Clinics | | | | |
| YMCA Pool Rental | 2,475 | 2,700 | 2,700 | 2,700 |
| Total Expenses | \$ 4,713 | 4,421 | 5,467 | 11,155 |
| | | | | |
| Net Profit / (Loss) | (3,711) | (3,454) | 4,657 | (8,953) |
| | | | | |
| Memo Items (Paid by Board of Ed) | | | | |
| Salary and Benefits - Coaches | \$ 9,900 | \$ 9,975 | \$ 10,750 | \$ 10,965 |
| Bus Trips - Cost per mile \$5.45 | Need Data | Need Data | Need Data | Need Data |

Galion City School District
High School Athletics
Track

prepared by cparkinson 3.07.18

| | | | | |
|---|-----------------|-----------------|-----------------|----------------|
| # of Athletes | 81 | 82 | 71 | Kyle? |
| | Actual | Actual | Actual | Actual |
| | 2015 | 2016 | 2017 | YTD2018 |
| Receipts | | | | |
| Admissions | \$ 3,197 | \$ 4,426 | | |
| Participant Entry Fees | 1,770 | 1,600 | 1,900 | |
| Donations/Pole Vault Pit | | 2,000 | | |
| Donations/Kiwanis/Awards | 500 | 1,369 | 705 | |
| Total Receipts | \$ 5,467 | \$ 9,395 | \$ 2,605 | \$ - |
| | Actual | Actual | Actual | Actual |
| | 2015 | 2016 | 2017 | YTD2018 |
| Expenses | | | | |
| Game Help | 2,122 | 1,573 | 614 | |
| Entry Fees | 1,015 | 2,035 | 1,205 | |
| Equipment/Blanks;Spikes;Shots | 1,775 | 2,597 | 3,917 | 4,379 |
| Equipment/Uniforms | | 6,385 | | |
| Trophy and Awards | | 1,546 | 770 | |
| PVaultPit - Parents Club;Univ Findlay | | 1,564 | 4,400 | |
| Clinics | | | | 918 |
| State Meet / Hotel Rooms | 940 | | 1,706 | 1,690 |
| Total Expenses | \$ 5,852 | 15,700 | 12,612 | 6,987 |
| Net Profit / (Loss) | (385) | (6,305) | (10,007) | (6,987) |
| Memo Items (Paid by Board of Ed) | | | | |
| Salary and Benefits - Coaches | \$ 26,400 | \$ 26,600 | \$ 27,400 | \$ 27,999 |
| Bus Trips - Cost per mile \$5.45 | Need Data | Need Data | Need Data | Need Data |

Galion City School District
High School Athletics
BaseSoftBall

prepared by cparkinson 3.07.18

| | | | | |
|---|---------------|---------------|---------------|---------------|
| # of Athletes | 51 | 60 | 57 | Kyle? |
| | Actual | Actual | Actual | Actual |
| | 2015 | 2016 | 2017 | YTD2018 |
| Receipts | | | | |
| Sectional Tournament | | | \$ 1,254 | |
| Donations | | | | |
| Total Receipts | \$ - | \$ - | \$ 1,254 | \$ - |
| | Actual | Actual | Actual | Actual |
| | 2015 | 2016 | 2017 | YTD2018 |
| Expenses | | | | |
| Game Help | 3,688 | 4,363 | 2,040 | 91 |
| Entry Fees | | | | |
| Equipment/Sand;Balls;Mats | 3,313 | 2,280 | 2,732 | 2,341 |
| Equipment/Uniforms | | 3,265 | | |
| Trophy and Awards | | | | |
| PVaultPit - Parents Club;Univ Findlay | | | | |
| Clinics | | 479 | 2,033 | 1,447 |
| State Meet / Hotel Rooms | | | | |
| Total Expenses | \$ 7,001 | 10,387 | 6,805 | 3,879 |
| Net Profit / (Loss) | (7,001) | (10,387) | (5,551) | (3,879) |
| Memo Items (Paid by Board of Ed) | | | | |
| Salary and Benefits - Coaches | \$ 27,500 | \$ 27,800 | \$ 28,700 | \$ 29,244 |
| Bus Trips - Cost per mile \$5.45 | Need Data | Need Data | Need Data | Need Data |

| |
|---|
| <p align="center">Galion City School District High School Athletics Tennis</p> |
|---|

prepared by cparkinson 3.07.18

| | | | | |
|---|---------------|---------------|---------------|---------------|
| # of Athletes | 15 | 23 | 33 | 31 |
| | Actual | Actual | Actual | Actual |
| | 2015 | 2016 | 2017 | YTD2018 |
| Receipts | | | | |
| Admissions | | | | |
| Donations | 426 | (426) | | |
| Total Receipts | \$ 426 | \$ (426) | \$ - | \$ - |
| Expenses | Actual | Actual | Actual | Actual |
| | 2015 | 2016 | 2017 | YTD2018 |
| Game Help | | | | |
| Equipment/Tennis Balls etc | 191 | 560 | 423 | |
| Entry Fees | 135 | 210 | 210 | 75 |
| Clinics | | | 370 | 535 |
| Misc Expenses | 271 | | | |
| Total Expenses | \$ 597 | 770 | 1,003 | 610 |
| Net Profit / (Loss) | (171) | (1,196) | (1,003) | (610) |
| Memo Items (Paid by Board of Ed) | | | | |
| Salary and Benefits - Coaches | \$ 17,200 | \$ 17,400 | \$ 17,900 | \$ 18,270 |
| Bus Trips - Cost per mile \$5.45 | Need Data | Need Data | Need Data | Need Data |

| |
|--|
| <p align="center">Galion City School District High School Athletics Bowling / Cheer</p> |
|--|

prepared by cparkinson 3.07.18

| | | | | |
|---|---------------|---------------|---------------|---------------|
| # of Athletes - Bowling | | | 14 | 14 |
| # of Athletes - Cheer | | | 26 | 31 |
| | Actual | Actual | Actual | Actual |
| | 2015 | 2016 | 2017 | YTD2018 |
| Receipts | | | | |
| Admissions | \$ - | \$ - | \$ - | \$ - |
| Donations | - | - | - | - |
| Total Receipts | \$ - | \$ - | \$ - | \$ - |
| | | | | |
| | Actual | Actual | Actual | Actual |
| | 2015 | 2016 | 2017 | YTD2018 |
| Expenses | | | | |
| Game Help/Lane Fees | | | 472 | 340 |
| Uniforms/Shirts/Equipment | | 174 | 120 | |
| Clinics | | | | |
| Total Expenses | \$ - | 174 | 592 | 340 |
| | | | | |
| Net Profit / (Loss) | - | (174) | (592) | (340) |
| | | | | |
| Memo Items (Paid by Board of Ed) | | | | |
| Salary and Benefits - Coaches | | | \$ 15,194 | \$ 15,504 |
| Bus Trips - Cost per mile \$5.45 | Need Data | Need Data | Need Data | Need Data |



**GALION CITY
SCHOOL DISTRICT**

Believe, Achieve, Succeed

GALION CITY SCHOOL DISTRICT

Monthly Financial Report

Cash Flow Activity Through: February

Charlene Parkinson, Treasurer

3/7/2018

Table of Contents

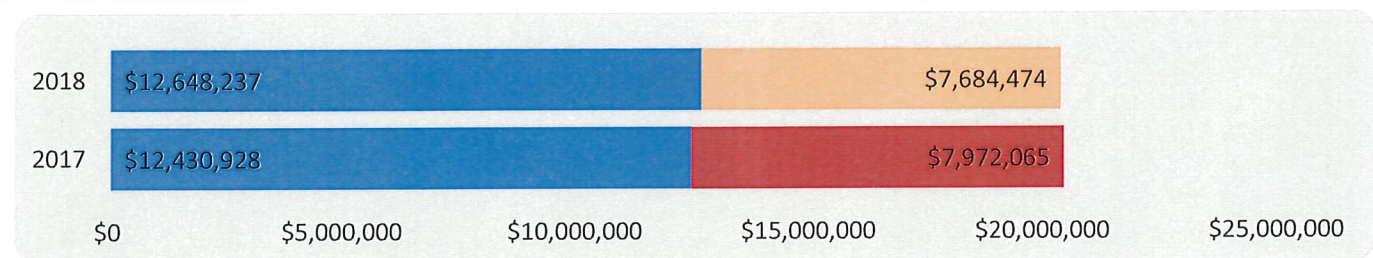
| | |
|---|---|
| Revenue and Expenditure Summary - FYTD Actual and Remaining | 3 |
| Revenue Comparison - Month of February, FY 2018 | 4 |
| Expenditure Comparison - Month of February, FY 2018 | 5 |
| Monthly Cash Balance Projections | 6 |
| Supplemental Information | 7 |

Revenue and Expenditure Summary - FYTD Actual and Remaining

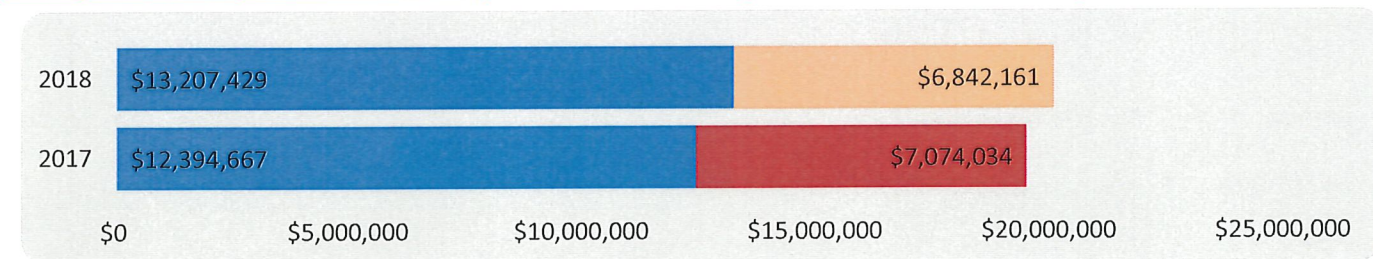
Fiscal Year-To-Date Actual: July - February

| | Actual Fiscal Year 2017 | Projected Fiscal Year 2018 |
|---|-------------------------------|----------------------------------|
| <u>FY 2018 Forecast vs. Prior Year Actual:</u> | | |
| Beginning Balance | 3,689,845 | 4,624,137 |
| + Revenue | 20,402,993 | 20,309,749 |
| + Proposed Renew/Replacement Levies | | - |
| + Proposed New Levies | | - |
| - Expenditures | (19,468,701) | (19,994,322) |
| = Revenue Surplus or Deficit | 934,292 | 315,427 |
| Ending Balance | 4,624,137 | 4,939,564 |
| Note, Ending FY 2018 Balance Without Levies | | 4,939,564 |

Comparison of FYTD Actual Revenue vs. Revenue Remaining



Comparison of FYTD Actual Expenditures vs. Expenditures Remaining



FYTD Actual: July - February

FY 2018 Projected Remaining

FY 2017 Actual Remaining

Assumes - 90 DAYS - true days cash for June 30, 2018

Revenue Comparison - Month of February, FY 2018

Actual Revenue Year-Over-Year Comparison:

| Month of February Actual | Last Year FY 2017 | Current FY 2018 | FY 2018 YOY Change | |
|----------------------------|----------------------|--------------------|-----------------------|-------------|
| Real Estate Taxes | - | - | - | 0.0% |
| Public Utility PP Taxes | - | - | - | 0.0% |
| Income Tax | - | - | - | 0.0% |
| State Aid (Formula + Rest) | 1,131,634 | 1,154,277 | 22,643 | 2.0% |
| State Tax Reimb. | - | - | - | 0.0% |
| Other Revenue | 74,844 | 153,027 | 78,183 | 104.5% |
| Other Sources | - | - | - | 0.0% |
| Total Revenue | 1,206,478 | 1,307,304 | 100,826 | 8.4% |

Actual Revenue for Month of February is UP Compared to Last Year

Current Year Actual Revenue for Month Compared To Estimated:

| Month of February >>> | Estimate FY 2018 | Actual FY 2018 | Actual/Est. Variance | |
|----------------------------|---------------------|-------------------|-------------------------|-------------|
| Real Estate Taxes | - | - | - | 0.0% |
| Public Utility PP Taxes | - | - | - | 0.0% |
| Income Tax | - | - | - | 0.0% |
| State Aid (Formula + Rest) | 1,165,000 | 1,154,277 | (10,723) | -0.9% |
| State Tax Reimb. | - | - | - | 0.0% |
| Other Revenue | 92,000 | 153,027 | 61,027 | 66.3% |
| Other Sources | - | - | - | 0.0% |
| Total Revenue | 1,257,000 | 1,307,304 | 50,304 | 4.0% |

Actual Revenue for Month of February is UP Compared to Estimated

Other revenue variance of \$78,183 primarily attributable to reimbursements received for excess cost students, a total of \$72,000.

Expenditure Comparison - Month of February, FY 2018

Actual Expenditures Year-Over-Year Comparison:

| Month of February Actual | Last Year FY 2017 | Current FY 2018 | FY 2018 YOY Change | |
|---------------------------|----------------------|--------------------|-----------------------|--------------|
| Salaries | 681,071 | 694,489 | 13,418 | 2.0% |
| Retirement & Insurance | 351,859 | 443,087 | 91,228 | 25.9% |
| Purchased Services | 361,692 | 449,037 | 87,345 | 24.1% |
| Supplies | 25,776 | 33,368 | 7,592 | 29.5% |
| Capital Outlay | 1,542 | 1,223 | (319) | -20.7% |
| Other Operating Expenses | 1,229 | 2,737 | 1,508 | 122.7% |
| Other Uses and Debt | - | - | - | 0.0% |
| Total Expenditures | 1,423,169 | 1,623,941 | 200,772 | 14.1% |

Actual Expenditures for Month of February is UP Compared to Last Year

Current Year Actual Expenditures for Month Compared To Estimated:

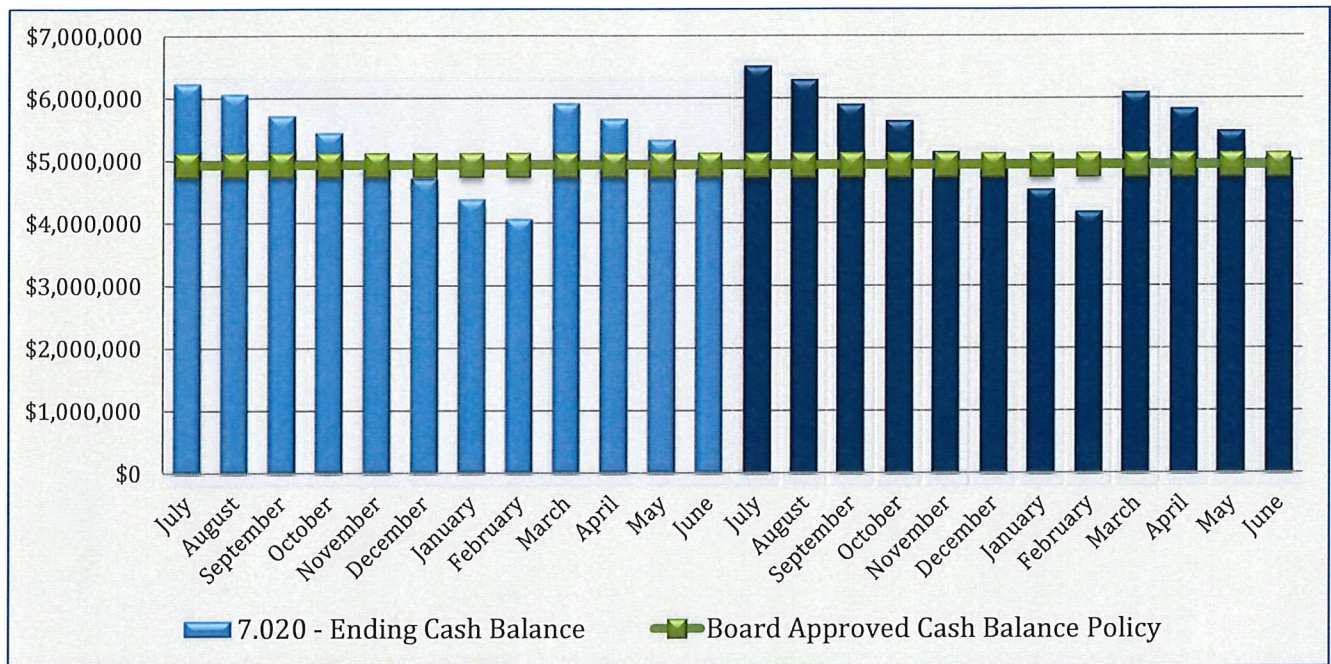
| Month of February >>> | Estimate FY 2018 | Actual FY 2018 | Actual/Est. Variance | |
|---------------------------|---------------------|-------------------|-------------------------|-------------|
| Salaries | 700,000 | 694,489 | (5,511) | -0.8% |
| Retirement & Insurance | 370,000 | 443,087 | 73,087 | 19.8% |
| Purchased Services | 425,000 | 449,037 | 24,037 | 5.7% |
| Supplies | 75,000 | 33,368 | (41,632) | -55.5% |
| Capital Outlay | - | 1,223 | 1,223 | 0.0% |
| Other Operating Expenses | - | 2,737 | 2,737 | 0.0% |
| Other Uses and Debt | - | - | - | 0.0% |
| Total Expenditures | 1,570,000 | 1,623,941 | 53,941 | 3.4% |

Actual Expenditures for Month of February is UP Compared to Estimated

Variance in retirement and insurance of \$91,228 primarily attributable to annual payment to Ohio BWC of \$70,000. In Fiscal 2017 the Ohio BWC payment was made in monthly installments.

Variance in purchased services of \$87,345 attributable to the following; excess costs paid to other districts of \$21,000, special education related costs of \$28,000 that were charged to federal funds in Fiscal 2017, timing of payments related to diesel fuel and electricity of \$10,000 and \$14,000 paid to correctional facilities for student education.

Monthly Cash Balance Projections



Board Approved Cash Balance Line assumes 90 days of cash for Fiscal Year End 2018 or \$4,930,000 - True Days Cash for February 2018 = 75

Supplemental Information

Galion City Schools Student Fees Collected 2018

prepared by cparkinson 2/7/2018

| High School | February | January |
|--|------------------|------------------|
| Total Fees | \$ 3,176 | \$ 647 |
| Middle School | | |
| Total Fees | \$ 4,306 | \$ 1,601 |
| Intermediate School | | |
| Total Fees | \$ 999 | \$ 221 |
| Primary School | | |
| Total Fees | \$ 1,392 | \$ 135 |
| District Total | \$ 9,873 | \$ 2,604 |
| \$ Processed on Credit Card | \$ 3,400 | \$ 796 |
| Total \$ Processed on Credit Card | \$ 18,463 | \$ 13,588 |

Student Fees collected in February increased by \$7,300 compared to fees collected in January. The positive impact of the collection letter campaign and the targeted robo calls. Approximately 30-35% of school fees are paid using PayForIt. The goal is to increase this percentage on an annual basis to move toward a "Cashless" school. Cash payments at the building level are problematic and create audit concerns.

Supplemental Information

Progressive

Student: GRAY, LIA M
School: GALION CITY SCHOOL DISTRICT
Teacher: J. J. JONES
Program: PS / A

Student Open Fees

This page lists all of the student's fees that have a balance or credit due.

| | |
|---------------------|----------|
| Total Fees Assessed | \$455.00 |
| Overall Balance | \$455.00 |

Fee Options
☒ Show Fees
☐ Show Fees
☒ Show Fees

| School Year | Grade Level | Fee Type | Fee Code | Date | Course | Section | Description | Amount Assessed | Amount Paid | Amount Owed | School Code |
|-------------|-------------|-------------|----------|--------------|--------|---------|----------------------|-----------------|-------------|-------------|-------------|
| 2017 | PS | Elar | PS1 | Mar 01, 2018 | | | PRESCHOOL FULL MONTH | \$110.00 | \$0.00 | \$110.00 | 0405 |
| 2017 | PS | Elar | PS1 | Feb 01, 2018 | | | PRESCHOOL FULL MONTH | \$110.00 | \$0.00 | \$110.00 | 0405 |
| 2017 | PS | Elar | PS1Apr | Apr 01, 2018 | | | PS Tuition April | \$110.00 | \$0.00 | \$110.00 | 0405 |
| 2017 | PS | Elar | PS1May | May 01, 2018 | | | PS Tuition May | \$110.00 | \$0.00 | \$110.00 | 0405 |
| 2017 | PS | General Fee | PS1K | Aug 15, 2017 | | | PS GRADE FEE | \$15.00 | \$0.00 | \$15.00 | 0405 |
| Total | | | | | | | | \$455.00 | \$0.00 | \$455.00 | |



HOME | ADD/VIEW STUDENTS | HISTORY | FEES | LUNCH | MY ACCOUNT | HELP | HOW DO I...

Make Payments

Select Student:

LIAM GRAY CARRIGAN

Assigned Fees

Hover over fee name for a longer description

| Name | Type | Due Date | Amount Du |
|----------------------------------|----------|------------|-----------|
| PS GRADE FEE (2017-2018) | One Time | 08/14/2017 | \$15. |
| PS Tuition April (2017-2018) | One Time | 02/21/2018 | \$110. |
| PRESCHOOL FULL MONTH (2017-2018) | One Time | 02/28/2018 | \$110. |
| PRESCHOOL FULL MONTH (2017-2018) | One Time | 02/28/2018 | \$110. |
| PS Tuition May (2017-2018) | One Time | 04/30/2018 | \$110. |

Optional Fees - None

Hover over fee name for a longer description

Challenges to creating a "Cashless" School
 Student Information System (SIS) view, top of page
 PayForIt (PFI) or parent view bottom of page